

FROM THE PRINCIPAL

Dear Parents and Community Members,

This annual report card provides an overview of what Sage Elementary School offers to our students. Last year, we received an Overall State Rating of about average, meaning that our students are performing about as well on standards-based tests as students at other Oregon elementary schools.

Key academic highlights:

- 73.3% met or exceeded state standards for reading.
- 71.8% met or exceeded state standards for science.

We've seen slow growth in reading and math scores among English language learners and students with disabilities. To address this, we've chosen to focus on implementing the new Common Core

State Standards (CCCS). We promise to deliver the same excellence you have come to expect from Sage Elementary.

You can help by monitoring homework and attending parent-teacher conferences. If you have children in grades 3-5 you can view assignments and grades using ParentVUE online at www.redmond.k12.or.us.

We look forward to partnering with you to help our students reach their potential!

Thank you,

Principal | Carolyn Espinosa

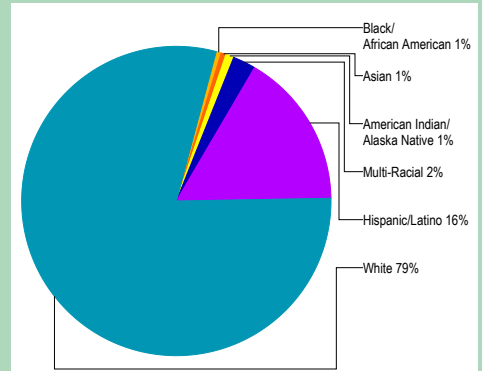
SCHOOL PROFILE

Enrollment 2012-13	584
K-3	387
4-5	197
Change from previous year	+2.3%
Students attending 90% or more of enrolled days	87%
.....	
Average elementary class size	25.6
Change from previous year	-1.4

Note: a "*" is displayed when the data must be suppressed to protect student confidentiality.

Select Demographics 2012-13	
English Learners	12%
<i>Students who have ever been eligible for or participated in a program to acquire academic English.</i>	
Economically disadvantaged	59%
Students with disabilities	17%
.....	
Number of different languages spoken:	4

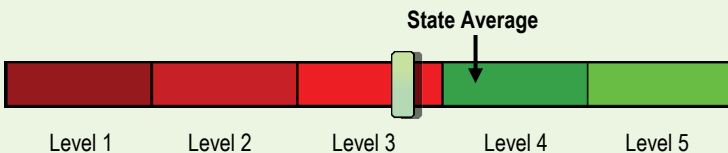
STUDENTS



OVERALL STATE RATING HOW ARE STUDENTS AT THIS SCHOOL PERFORMING COMPARED TO THOSE AT OTHER SCHOOLS?

The overall state rating is intended to summarize this school's particular successes and challenges. It is based on a combination of up to five factors. Three of these factors come from standardized test scores in reading and math: student achievement, student growth, and the growth of underserved subgroups. Please be aware that this rating is based mainly on high-stakes testing and accordingly, represents a limited view of student performance. Other aspects of this report card are designed to put this rating in the proper context.

Compared to all schools statewide in 2012-13, this school is rated as Level 3.



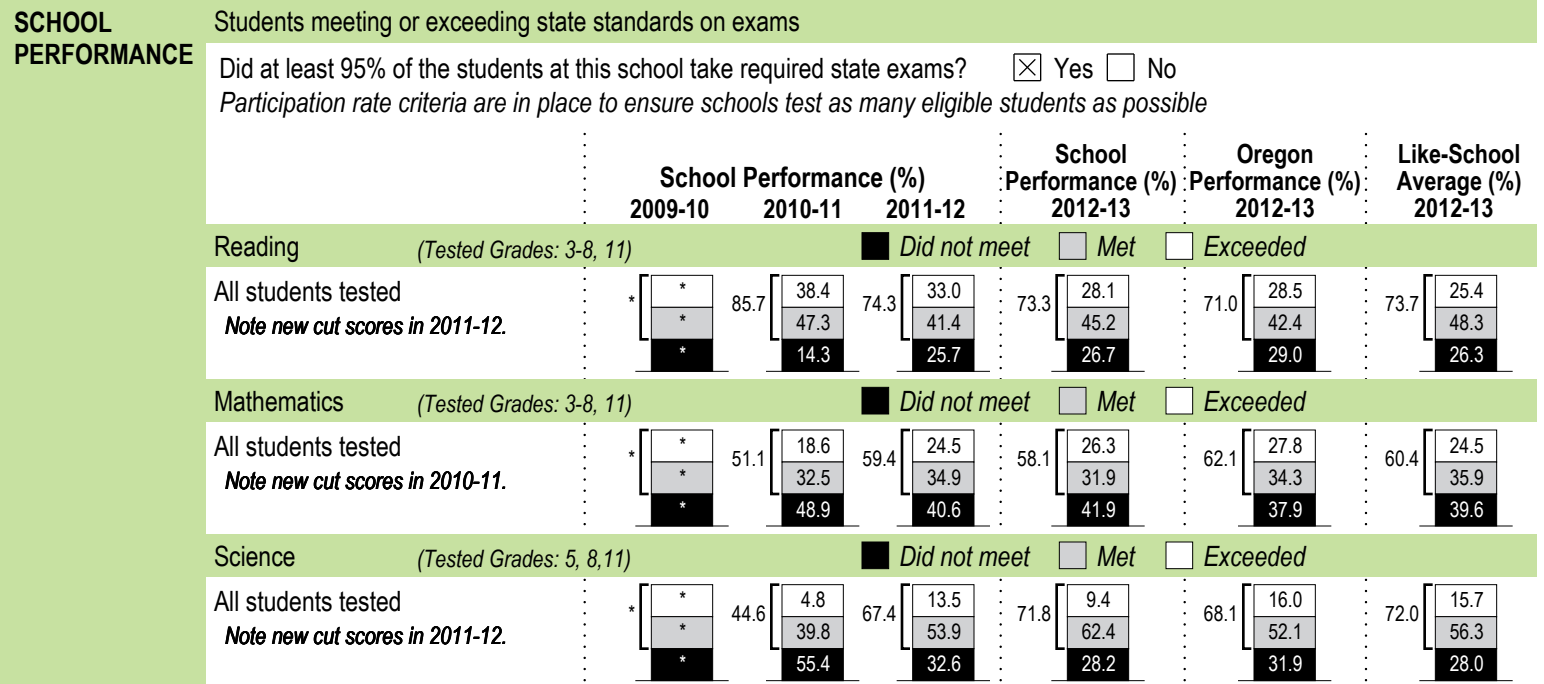
- Level 1** = Falls into the bottom 5% of schools
- Level 2** = Falls between 5% and 15% of schools
- Level 3** = Falls between 15% and 44% of schools
- Level 4** = Falls between 44% and 90% of schools
- Level 5** = Falls into the top 10% of schools

Compared to elementary schools with similar student demographics in 2012-13, this school's rating is about average.



- Below average** = Falls into the bottom third of comparison schools
- About average** = Falls into the middle third of comparison schools
- Above average** = Falls into the top third of comparison schools

PROGRESS ARE STUDENTS MAKING ADEQUATE GAINS OVER TIME?



Visit www.ode.state.or.us/go/data for additional state exam results.

Note: a "*" is displayed when data are unavailable or to protect student confidentiality.

OUTCOMES FOR KEY STUDENT GROUPS AT THIS SCHOOL COMPARED TO THE SAME GROUPS STATEWIDE

STUDENT GROUP OUTCOMES	School Performance (%)	Oregon Performance (%)	School Compared to OR Average	School Performance (%)	Oregon Performance (%)	School Compared to OR Average	School Performance (%)	Oregon Performance (%)	School Compared to OR Average		
	All Students				American Indian/Alaska Native			Native Hawaiian/Pacific Islander			
Reading	73.3	71.0	+2.3	Reading	*	57.4	*	Reading	*	59.1	*
Mathematics	58.1	62.1	-4.0	Mathematics	*	47.3	*	Mathematics	*	46.5	*
Science	71.8	68.1	+3.7	Science	*	53.2	*	Science	*	49.4	*
Economically Disadvantaged				Asian			White				
Reading	59.5	60.2	-0.7	Reading	*	79.5	*	Reading	77.9	77.7	+0.2
Mathematics	46.6	50.3	-3.7	Mathematics	*	79.7	*	Mathematics	61.9	68.0	-6.1
Science	58.7	55.5	+3.2	Science	*	74.9	*	Science	78.4	76.5	+1.9
English Learners				Black/African American			Female				
Reading	26.3	46.5	-20.2	Reading	*	55.2	*	Reading	75.5	73.2	+2.3
Mathematics	10.5	43.3	-32.8	Mathematics	*	42.5	*	Mathematics	58.7	61.5	-2.8
Science	*	39.6	*	Science	*	47.9	*	Science	63.6	65.9	-2.3
Students with Disabilities				Hispanic/Latino			Male				
Reading	19.1	43.0	-23.9	Reading	44.8	52.1	-7.3	Reading	70.9	68.8	+2.1
Mathematics	14.9	33.7	-18.8	Mathematics	31.0	45.2	-14.2	Mathematics	57.5	62.7	-5.2
Science	26.7	42.9	-16.2	Science	28.6	45.3	-16.7	Science	80.5	70.3	+10.2
Talented and Gifted				Multi-Racial							
Reading	*	98.5	*	Reading	55.6	76.0	-20.4	<div style="border: 1px solid black; padding: 5px;"> Note: a "*" is displayed when data are unavailable or to protect student confidentiality. </div>			
Mathematics	*	98.1	*	Mathematics	55.6	65.8	-10.2				
Science	*	98.0	*	Science	*	73.5	*				



Sage Elementary School

2790 SW Wickiup
Redmond, OR 97756, (541) 923-4865
<http://sage.redmond.k12.or.us>

DISTRICT Redmond SD 2J
SUPERINTENDENT Michael McIntosh
PRINCIPAL Carolyn Espinosa
GRADES SERVED K-5

For more report card measures
including detailed demographic
information visit
www.ode.state.or.us/go/reportcard

CURRICULUM & LEARNING ENVIRONMENT WHAT IS THIS SCHOOL DOING TO IMPROVE STUDENT LEARNING AND TO PREPARE STUDENTS FOR THE FUTURE?

SCHOOL READINESS

Before school tutoring programs for Title I and Migrant students
Daily Breakfast Program is available to students
School wide positive behavior program

Anti-bullying and harassment prevention program
Ongoing communication with parents on performance, etc.

ACADEMIC SUPPORT

Dedicated daily reading support and intervention
Dedicated daily math support and intervention
English Language Learner classes meet daily
Special Education Program to serve students with I.E.P.s

ACADEMIC ENRICHMENT

Talented and Gifted Program
Fifth Grade Student Leadership Team
Parent/Teacher Fund Raisers support academic enrichment activities
Parent/Student Poetry

EXTRACURRICULAR ACTIVITIES

Redmond Park & Recreation – Before and After School Childcare
Redmond Park & Recreation – At School Kindergarten Childcare

Parent/Teacher Activities & Events – Family Fun Nights, Movie Nights

Data and information in the Curriculum and Learning Environment section was provided by local schools and districts and was not verified by the Oregon Department of Education.